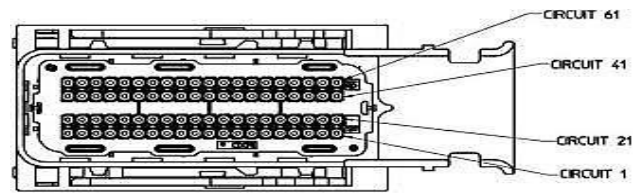


TA2 Chassis Harness

PN# 36-3820

****Viewed from REAR of Connector****

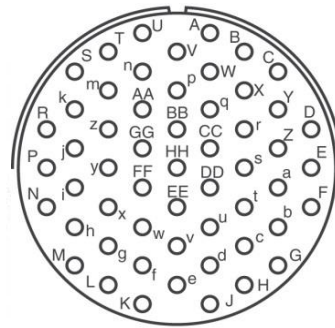
C1	Molex 80-Pin
	Label: MAIN IDENT



AWG	From	Pin	Function	Destination	Pin2	Description
22	C1	2	TACH	C4	3	AUX
20	C1	3	INJ 7	C2	G	FIREWALL
20	C1	4	INJ 8	C2	H	FIREWALL
18	C1	5	UEGO HEAT	C2	n	FIREWALL
20	C1	6	UEGO IA	C2	p	FIREWALL
20	C1	7	UEGO IP	C2	q	FIREWALL
20	C1	8	UEGO UN	C2	r	FIREWALL
20	C1	9	UEGO VM	C2	s	FIREWALL
22	C1	10	PERM +12V	R3	A	FIREWALL
22	C1	11	COIL 4	C2	M	FIREWALL
22	C1	12	COIL 3	C2	L	FIREWALL
22	C1	13	COIL 2	C2	K	FIREWALL
22	C1	14	COIL 1	C2	J	FIREWALL
22	C1	15	COIL 6	C2	P	FIREWALL
22	C1	16	COIL 5	C2	N	FIREWALL
22	C1	17	CRANK VR+	C2	T	FIREWALL
22	C1	18	CRANK VR-	C2	U	FIREWALL
22	C1	19	CAM VR-	C2	W	FIREWALL
22	C1	20	CAM VR+	C2	V	FIREWALL
22	C1	21	COOLING FAN	C4	6	AUX
22	C1	23	SENSOR GROUND	SP2	R	SENSOR GND
22	C1	24	SENSOR GROUND	SP2	R	SENSOR GND
22	C1	25	CRANK HALL	C2	X	FIREWALL
22	C1	26	CAM HALL	C2	Y	FIREWALL
22	C1	30	KILL SWITCH	C4	4	AUX
22	C1	31	COIL 7	C2	R	FIREWALL
22	C1	32	COIL 8	C2	S	FIREWALL
20	C1	33	GROUND	SP3	R	GROUND
22	C1	34	CAN LO	C6	2	AEM NET
22	C1	35	CAN HI	C6	1	AEM NET
22	C1	38	COOLANT TEMP	C2	Z	FIREWALL
22	C1	39	INTAKE AIR TEMP	C2	a	FIREWALL
22	C1	40	OIL TEMP	C2	b	FIREWALL
22	C1	41	FUEL PUMP	C4	5	AUX
22	C1	42	MIL OUTPUT	C4	7	AUX
20	C1	43	GROUND	SP3	R	GROUND
20	C1	46	GROUND	SP3	R	GROUND
20	C1	47	RELAY TRIGGER	C3	86	EFI RELAY
20	C1	48	IGNITION SWITCH	C4	10	AUX
22	C1	49	VREF +5V	SP4	R	VREF +5V
22	C1	50	VREF +5V	SP4	R	VREF +5V
22	C1	51	THROTTLE POSITION	C2	c	FIREWALL
22	C1	52	MANIFOLD PRESSURE	C2	d	FIREWALL
22	C1	53	FUEL PRESSURE	C2	e	FIREWALL

22	C1	59	STEPPER 1B	C2	k	FIREWALL
22	C1	60	STEPPER 2B	C2	m	FIREWALL
20	C1	63	ECU +12V	SP6	R	ECU/AUX +12V
20	C1	64	INJ 6	C2	F	FIREWALL
20	C1	65	INJ 5	C2	E	FIREWALL
20	C1	66	INJ 4	C2	D	FIREWALL
20	C1	67	GROUND	SP3	R	GROUND
20	C1	68	ECU +12V	SP6	R	ECU/AUX +12V
22	C1	70	STEERING ANGLE	C4	8	AUX
22	C1	71	BRAKE PRESSURE	C4	9	AUX
22	C1	72	FLASH ENABLE	C5	1	FLASH ENABLE
22	C1	73	OIL PRESSURE	C2	f	FIREWALL
22	C1	74	COOLANT PRESSURE	C2	h	FIREWALL
22	C1	75	CRANKCASE PRESSURE	C2	g	FIREWALL
20	C1	76	INJ 3	C2	C	FIREWALL
20	C1	77	INJ 2	C2	B	FIREWALL
20	C1	78	INJ 1	C2	A	FIREWALL
22	C1	79	STEPPER 2A	C2	j	FIREWALL
22	C1	80	STEPPER 1A	C2	i	FIREWALL

****Viewed from REAR of Connector****



C2

MS3470-22-55S

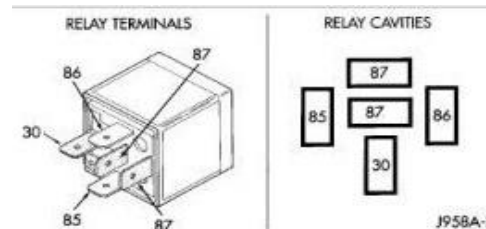
Label: FIREWALL

AWG	From	Pin	Function	Destination	Pin2	Description
20	C2	A	INJ 1	C1	78	TA2 INFINITY ECU
20	C2	B	INJ 2	C1	77	TA2 INFINITY ECU
20	C2	C	INJ 3	C1	76	TA2 INFINITY ECU
20	C2	D	INJ 4	C1	66	TA2 INFINITY ECU
20	C2	E	INJ 5	C1	65	TA2 INFINITY ECU
20	C2	F	INJ 6	C1	64	TA2 INFINITY ECU
20	C2	G	INJ 7	C1	3	TA2 INFINITY ECU
20	C2	H	INJ 8	C1	4	TA2 INFINITY ECU
22	C2	J	COIL 1	C1	14	TA2 INFINITY ECU
22	C2	K	COIL 2	C1	13	TA2 INFINITY ECU
22	C2	L	COIL 3	C1	12	TA2 INFINITY ECU
22	C2	M	COIL 4	C1	11	TA2 INFINITY ECU
22	C2	N	COIL 5	C1	16	TA2 INFINITY ECU
22	C2	P	COIL 6	C1	15	TA2 INFINITY ECU
22	C2	R	COIL 7	C1	31	TA2 INFINITY ECU
22	C2	S	COIL 8	C1	32	TA2 INFINITY ECU
22	C2	T	CRANK VR+	C1	17	TA2 INFINITY ECU
22	C2	U	CRANK VR-	C1	18	TA2 INFINITY ECU
22	C2	V	CAM VR+	C1	20	TA2 INFINITY ECU
22	C2	W	CAM VR-	C1	19	TA2 INFINITY ECU
22	C2	X	CRANK HALL	C1	25	TA2 INFINITY ECU
22	C2	Y	CAM HALL	C1	26	TA2 INFINITY ECU
22	C2	Z	COOLANT TEMP	C1	38	TA2 INFINITY ECU
22	C2	a	INTAKE AIR TEMP	C1	39	TA2 INFINITY ECU
22	C2	b	OIL TEMP	C1	40	TA2 INFINITY ECU
22	C2	c	THROTTLE POSITION	C1	51	TA2 INFINITY ECU
22	C2	d	MANIFOLD PRESSURE	C1	52	TA2 INFINITY ECU
22	C2	e	FUEL PRESSURE	C1	53	TA2 INFINITY ECU
22	C2	f	OIL PRESSURE	C1	73	TA2 INFINITY ECU
22	C2	g	CRANKCASE PRESSURE	C1	75	TA2 INFINITY ECU
22	C2	h	COOLANT PRESSURE	C1	74	TA2 INFINITY ECU
22	C2	i	STEPPER 1A	C1	80	TA2 INFINITY ECU
22	C2	j	STEPPER 2A	C1	79	TA2 INFINITY ECU
22	C2	k	STEPPER 1B	C1	59	TA2 INFINITY ECU
22	C2	m	STEPPER 2B	C1	60	TA2 INFINITY ECU
18	C2	n	UEGO HEAT	C1	5	TA2 INFINITY ECU
20	C2	p	UEGO IA	C1	6	TA2 INFINITY ECU
20	C2	q	UEGO IP	C1	7	TA2 INFINITY ECU
20	C2	r	UEGO UN	C1	8	TA2 INFINITY ECU
20	C2	s	UEGO VM	C1	9	TA2 INFINITY ECU
22	C2	x	SHIELD PASS THRU	SP7	L	SHIELD GROUND
22	C2	y	VREF +5V BANK 1	SP4	L	VREF +5V
22	C2	z	VREF +5V BANK 2	SP4	L	VREF +5V

22	C2	AA	SENSOR GROUND BANK 1	SP2	L	SENSOR GND
22	C2	BB	SENSOR GROUND BANK 2	SP2	L	SENSOR GND
18	C2	CC	VBATT +12V BANK 1	R5	B	VBATT +12V BANK 1
18	C2	DD	VBATT +12V BANK 2	R4	B	VBATT +12V BANK 2
18	C2	EE	UEGO +12V	R5	B	UEGO +12V
18	C2	FF	GROUND	SP3	L	GROUND
18	C2	GG	GROUND	SP3	L	GROUND
18	C2	HH	GROUND	SP3	L	GROUND

Viewed from TOP of Connector

C3	HE-87122B
	Label: EFI RELAY



AWG	From	Pin	Function	Destination	Pin2	Description
14	C3	30	EFI RELAY	SP1	L	PERM +12V
20	C3	85	EFI RELAY	SP1	L	PERM +12V
20	C3	86	EFI RELAY	C1	47	RELAY TRIGGER
14	C3	87	EFI RELAY	SP5	L	ENGINE +12V
18	C3	87	EFI RELAY	R2	B	ECU/AUX +12V

Viewed from REAR of Connector

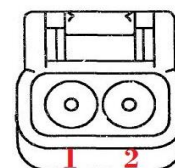
C4	DTM06-12SA
	Label: AUX



AWG	From	Pin	Function	Destination	Pin2	Description
20	C4	1	AUX	SP4	L	VREF +5V
22	C4	2	AUX	SP2	L	SENSOR GND
22	C4	3	AUX	C1	2	TACH
22	C4	4	AUX	C1	30	KILL SWITCH
22	C4	5	AUX	C1	41	FUEL PUMP
22	C4	6	AUX	C1	21	COOLING FAN
22	C4	7	AUX	C1	42	MIL OUTPUT
22	C4	8	AUX	C1	70	STEERING ANGLE
22	C4	9	AUX	C1	71	BRAKE PRESSURE
20	C4	10	AUX	C1	48	IGNITION SWITCH
20	C4	11	AUX	SP3	L	GROUND
20	C4	12	AUX	SP6	L	ECU/AUX +12V

Viewed from REAR of Connector

C5	DTM06-2S
	Label: FLASH



AWG	From	Pin	Function	Destination	Pin2	Description
22	C5	1	FLASH ENABLE	C1	72	FLASH ENABLE
22	C5	2	FLASH ENABLE	SP1	L	FLASH +12V

****Viewed from REAR of Connector****

C6	DTM06-4S
	Label: AEMNET



AWG	From	Pin	Function	Destination	Pin2	Description
22	C6	1	AEMNET	C1	35	CAN HI
22	C6	2	AEMNET	C1	34	CAN LO
22	C6	3	AEMNET	SP6	L	AEMNET +12V
22	C6	4	AEMNET	SP3	L	GROUND

R1	Ring Terminal
	GROUND



AWG	From	Pin	Function	Destination	Pin2	Description
14	R1	PIN 1	GROUND	SP3	L	GROUND

F1	Flying Leads
	VBATT +12V



AWG	From	Pin	Function	Destination	Pin2	Description
22	F1	1	PERM +12V	R3	B	TO BATT KILL SWITCH*
14	F1	2	PERM +12V	SP1	L	TO BATT KILL SWITCH*

***Refer to "TA2 Infinity Power And Ground Distribution" documentation for connection information**

R2	5A Klixon Breaker
	ECU/AUX +12V BREAKER



AWG	From	Pin	Function	Destination	Pin2	Description
18	R2	A	ECU/AUX +12V	SP6	L	ECU/AUX +12V
18	R2	B	ECU/AUX +12V	C3	87	EFI RELAY

R3	5A Klixon Breaker
	PERM +12V BREAKER





AWG	From	Pin	Function	Destination	Pin2	Description
22	R3	A	ECU PERM +12V	C1	10	ECU PERM +12V
22	R3	B	TO BATTERY + TERMINAL	F1	1	TO BATTERY + TERMINAL


R4	20A Klixon Breaker
	VBATT +12V ENGINE BANK 2 BREAKER




AWG	From	Pin	Function	Destination	Pin2	Description
14	R4	A	VBATT +12V ENGINE BANK 2	SP5	L	VBATT +12V ENGINE BANK 2
18	R4	B	VBATT +12V ENGINE BANK 2	C2	DD	VBATT +12V ENGINE BANK 2

R5	20A Klixon Breaker					
	VBATT +12V ENGINE BANK 1 BREAKER					
AWG	From	Pin	Function	Destination	Pin2	Description
14	R5	A	VBATT +12V ENGINE BANK 1	SP5	L	VBATT +12V ENGINE BANK 1
18	R5	B	VBATT +12V ENGINE BANK 1	C2	CC	VBATT +12V ENGINE BANK 1
18	R5	B	VBATT +12V ENGINE BANK 1	C2	EE	VBATT +12V ENGINE BANK 1

SP1	Splice 1					
	PERM +12V					
AWG	From	Pin	Function	Destination	Pin2	Description
14	SP1	L	PERM +12V	F1	2	FLYING LEADS
14	SP1	L	PERM +12V	C3	30	EFI RELAY
20	SP1	L	PERM +12V	C3	85	EFI RELAY
22	SP1	L	PERM +12V	C5	2	FLASH ENABLE

SP2	Splice 2					
	SENSOR GROUND					
AWG	From	Pin	Function	Destination	Pin2	Description
22	SP2	L	SENSOR GROUND	C2	AA	FIREWALL
22	SP2	L	SENSOR GROUND	C2	BB	FIREWALL
22	SP2	L	SENSOR GROUND	C4	2	AUX
22	SP2	R	SENSOR GROUND	C1	24	TA2 INFINITY ECU
22	SP2	R	SENSOR GROUND	C1	23	TA2 INFINITY ECU

SP3	Splice 3					
	GROUND					
AWG	From	Pin	Function	Destination	Pin2	Description
22	SP3	L	GROUND	SP7	R	SHIELD TERM
22	SP3	L	GROUND	SP7	R	SHIELD TERM
22	SP3	L	GROUND	SP7	R	SHIELD TERM
14	SP3	L	GROUND	R1	1	GROUND RING TERMINAL
18	SP3	L	GROUND	C2	HH	FIREWALL
18	SP3	L	GROUND	C2	GG	FIREWALL
18	SP3	L	GROUND	C2	FF	FIREWALL
20	SP3	L	GROUND	C4	11	AUX
22	SP3	L	GROUND	C6	4	AEMNET
20	SP3	R	GROUND	C1	67	TA2 INFINITY ECU
20	SP3	R	GROUND	C1	46	TA2 INFINITY ECU
20	SP3	R	GROUND	C1	43	TA2 INFINITY ECU
20	SP3	R	GROUND	C1	33	TA2 INFINITY ECU

SP4	Splice 4
	VREF +5V



AWG	From	Pin	Function	Destination	Pin2	Description
22	SP4	L	VREF +5V	C2	z	FIREWALL
22	SP4	L	VREF +5V	C2	y	FIREWALL
22	SP4	L	VREF +5V	C4	1	AUX
22	SP4	R	VREF +5V	C1	50	TA2 INFINITY ECU
22	SP4	R	VREF +5V	C1	49	TA2 INFINITY ECU

SP5	Splice 5
	ENGINE +12V



AWG	From	Pin	Function	Destination	Pin2	Description
14	SP5	L	ENGINE +12V	C3	87	EFI RELAY
14	SP5	L	ENGINE +12V	R4	A	VBATT +12V BANK 2 BREAKER
14	SP5	L	ENGINE +12V	R5	A	VBATT +12V BANK 1 BREAKER

SP6	Splice 6
	ECU/AUX +12V



AWG	From	Pin	Function	Destination	Pin2	Description
20	SP6	L	ECU/AUX +12V	C4	12	AUX
22	SP6	L	ECU/AUX +12V	C6	3	AEMNET
18	SP6	L	ECU/AUX +12V	R2	A	ECU/AUX +12V BREAKER
20	SP6	R	ECU/AUX +12V	C1	68	TA2 INFINITY ECU
20	SP6	R	ECU/AUX +12V	C1	63	TA2 INFINITY ECU

SP7	Splice 7
	SHIELD TERMINATION



AWG	From	Pin	Function	Destination	Pin2	Description
22	SP7	L	SHIELD TERMINATION	C2	x	FIREWALL
22	SP7	R	SHIELD TERMINATION	SP3	L	GROUND
22	SP7	R	SHIELD TERMINATION	SP3	L	GROUND
22	SP7	R	SHIELD TERMINATION	SP3	L	GROUND